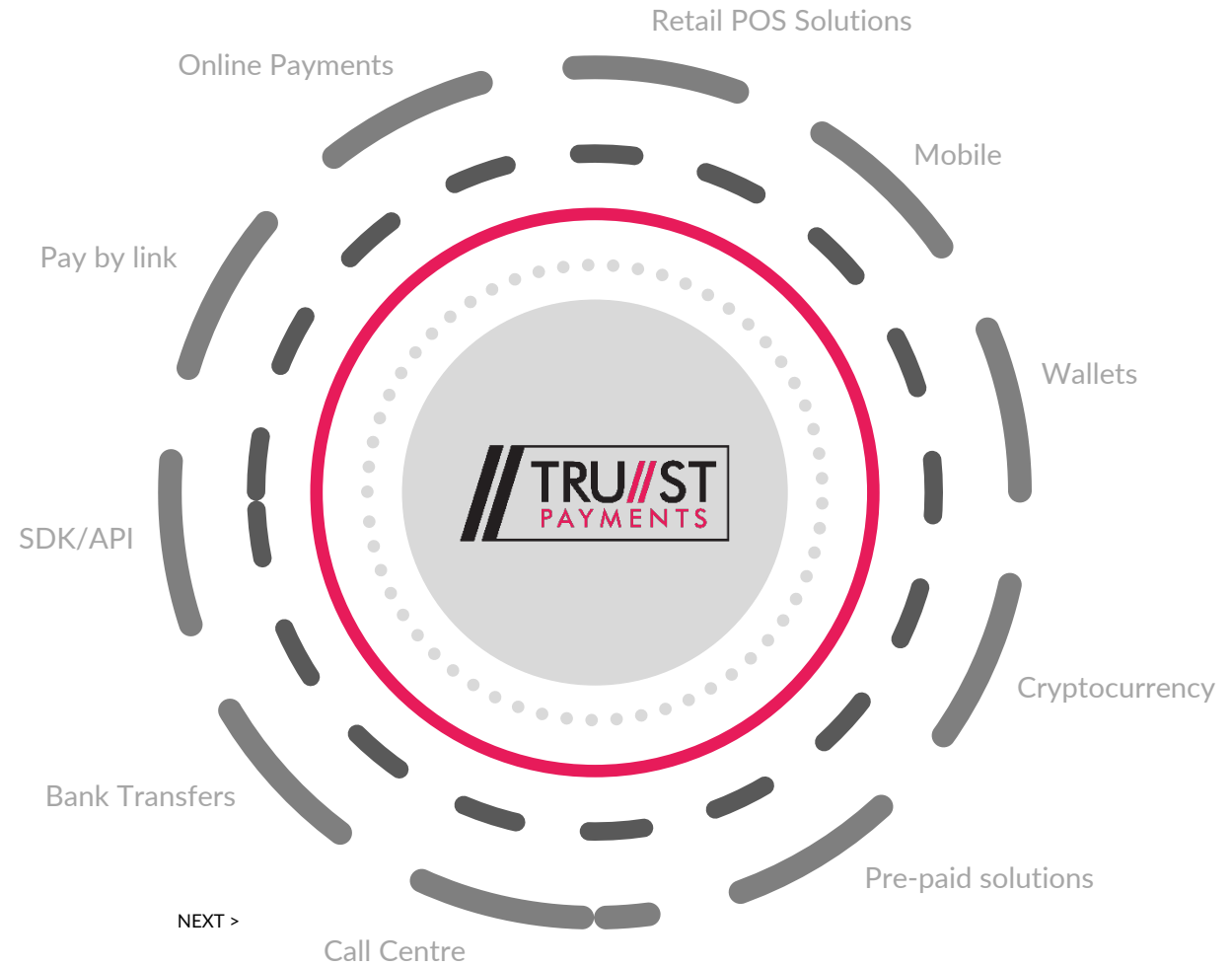




**Touchfree Payments
(Pay by link & Virtual Terminal)**

Agenda

- Right tool for the right moment
- Do you need Touchfree Payments?
- What is Touchfree Payments?
- The benefits of Touchfree Payments
- Get paid in 3 steps



Right tool for the right moment

- Proven security that has never gone down
- 24/7 for when you don't get to the phone
- Separated from you customers
- No additional cost & setup
- Send anywhere, any device, anytime



Do you need Touchfree Payments?

Pain Points

- Forced to go mobile
- Separated from your customers
- Disrupted from daily business routine
- Face to face is not an option
- Solution for taking payment online and over the phone fast
- Still need to pay bills

If you answered yes to any of the above, you need our Touchfree payments solution



What is Touchfree payments?

- It is our solution for pay by link and virtual terminal.
- This can enable any business to accept payments from multiple channels, including email, social media, text message, over the phone, and webchat.
- The click of a button can achieve this through our online portal.



Why you would need Touchfree Payments?

- Social distancing is the new norm
- Secure and reliable – 3DS secure enabled and reduced PCI DSS compliance
- No website needed, you don't need a website to start taking payments digitally or online.
- Accept payments 24/7, and you can send payment links from any device so that you never miss a sale.
- Create and send payment links in seconds



Why you would need Touchfree Payments?

- Customize with your logo and branding to ensure your customer feels safe
- Accept all major credit and debit cards globally
- Free 24/7 support so you never have to worry
- Reporting & data available so that you always know what is going on



The benefits for Touchfree Payments



Speed up checkout process



Higher conversion rate



Customise with your logo and branding



Send link to multiple channels and devices



Reduced PCI



3D Secured Enabled



Reporting and data already setup

Get paid in 3 steps

1. Enter the payment details and create a link within your online portal

Payment details

Site reference

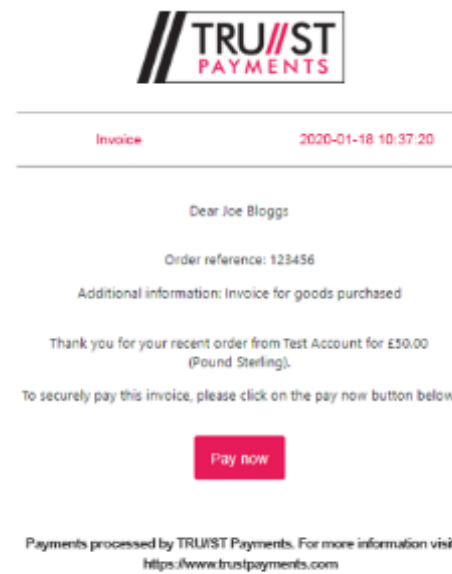
Transaction amount

Settle status

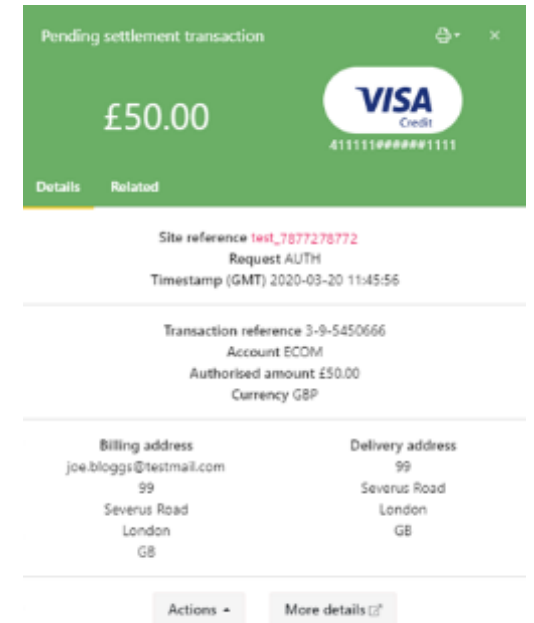
Payment pages version

Credentials on file


2. Generate and send the link to your customer



3. Receive the payment from your customer



Get paid in 3 steps





Thank You
